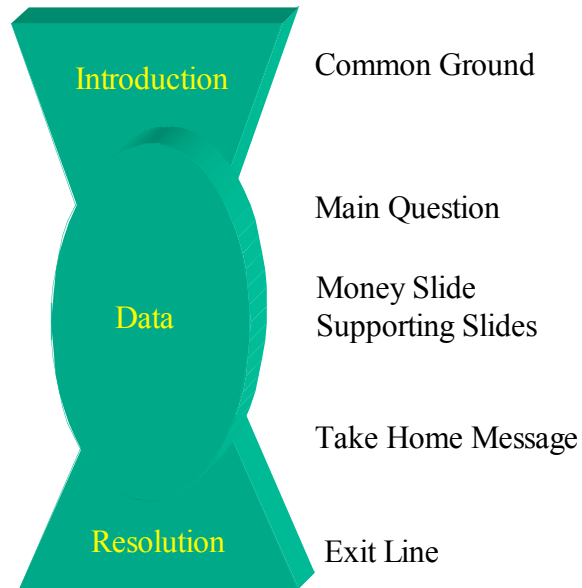


An Observer's Guide for Evaluating Scientific Talks


- The talk has a short and engaging title.
- The speaker's voice is strong, and diction is precise.
- The speaker seems to have genuine enthusiasm for the subject.
- The Introduction incorporates the audience's field of work and knowledge base.
- The Main Question provides a clear focus.
- The presentation leads to one central image, which is described particularly well.
- The talk has an appropriate number of Supporting Slides.
- The speaker teaches the audience with ample description of the material.
- The speaker seems to be in charge of the presentation, with minimal reliance on the images.
- The images are introduced, highlighted and analyzed.
- There is a memorable Take Home Message.
- The future directions are succinct, with specific examples.
- The talk ends with a strong Exit Line.
- The speaker repeats the questions and answers them briefly.
- The talk ends on (or under) time.

A Speaker's Guide for Constructing Scientific Talks



Preparation Order

1. Take Home Message
2. Main Question
3. Money Slide
4. Supporting Slides
5. Common Ground
6. Exit Line
7. Title



Take Home Message

Future Plans

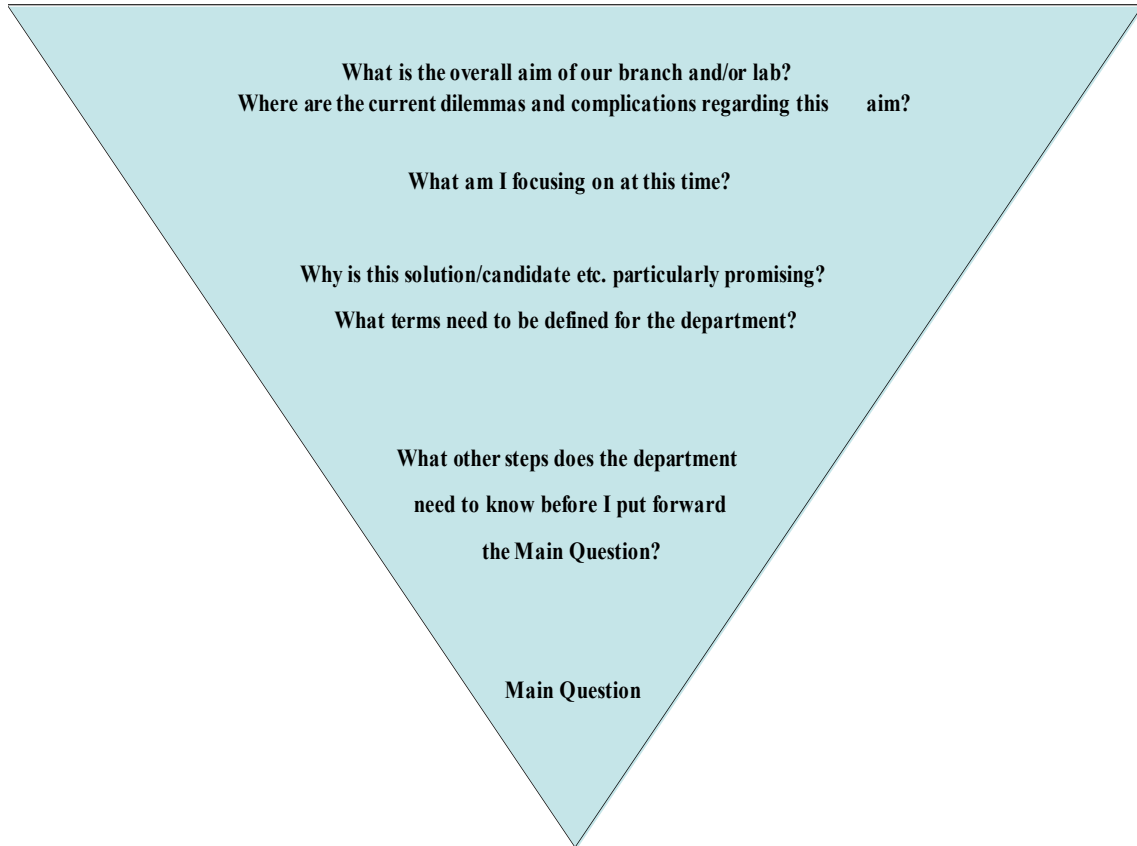
Exit Line

Title

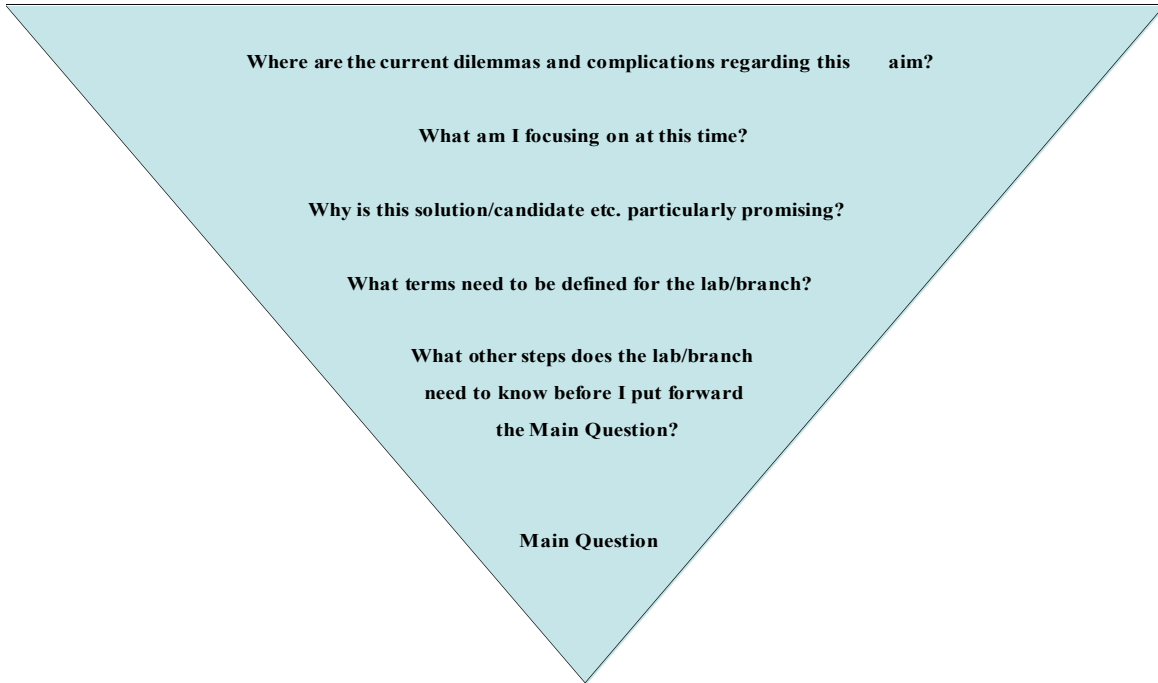
What is the purpose of the organization or the objective of the professional meeting?


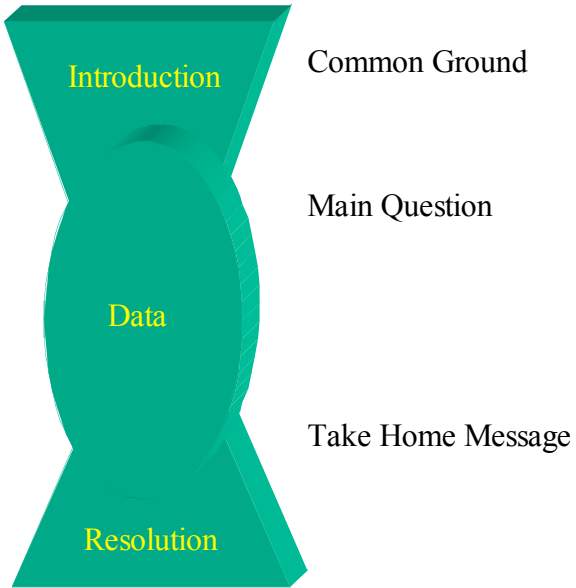


What is the goal of the department?



What is the overall aim of the lab or branch?





Speaking about Science

Scott Morgan

morgansc@od.nih.gov

www.premierepublicspeaking.com